



## TL65 COMPACT WHEEL LOADER



### Brief Specifications\*

Operating Weight	9,040 lbs (4,100 kg)
Net Engine Power	50 hp (37 kW)
Tipping Load, straight	6,560 lbs (2,975 kg)
Tipping Load, articulated	5,788 lbs (2,625 kg)
Operating Load, articulated	2,894 lbs (1,313 kg)
Bucket Capacities	0.65–1.3 yd <sup>3</sup> (0.5–1.0 m <sup>3</sup> )

\* With rear axle weights 441 lbs (200 kg).

- Hydrostatic drive provides the high speed, low torque effort when you are traveling across a jobsite, then changes to high torque, low speed when you demand greater traction and more power.
- Transverse-mounted turbocharged diesel engine provides additional counterweight to the rear of the machine for greater stability and improved loader performance. Transverse mounting also provides ample access for easier engine service.
- Oscillating rear axle provides stable operation on uneven ground while maintaining 4-wheel traction for greater operator comfort and control.
- Single pin articulated joint provides a more stable platform and less need for adjustments and maintenance.
- Hydrostatic drive provides dynamic braking and helps increase service brake life.



## Specifications

### Operating Specifications (standard equipment\*)

Operating weight (SAE J 1197)	9,040 lbs (4,100 kg)
Tipping load, straight at full reach	6,560 lbs (2,975 kg)
Tipping load, articulated at full reach	5,788 lbs (2,625 kg)
Operating load, fully articulated	2,894 lbs (1,313 kg)
Total length, bucket on ground	15' 7" (4.78 m)
Total width	5' 6" (1.70 m)
Turning radius at outside bucket edge	12' 8" (3.87 m)
Wheelbase	77" (1.95 m)
Height (top of cab)	8' 6" (2.6 m)

### Engine

Manufacturer, model	Deutz, F4M 2011
Type	4-cylinder diesel engine
Combustion	4-stroke cycle, direct fuel injection
Displacement	189 in <sup>3</sup> (3.1 L)
Net power rating at 2,300 rpm (SAE J 1349)	50 hp (37 kW)
Cooling system	Oil

### Electrical System

Nominal voltage	12 V
Battery	12 V / 74 Ah / 400 A

### Power Transmission

Hydrostatic drive is closed circuit and independent from loader hydraulics. Automatic adjustment of drawbar pull and speed. Forward and reverse selected from joystick. Infinitely variable speed control in forward and reverse. 4-wheel drive from reduction gear on rear axle via drive shaft to front axle.

#### 2 speed ranges:

Low	0-4 mph (0-7 km/h)	
High	0-13 mph (0-20 km/h)	

#### Optional high-speed version with 4 speed ranges:

Low	0-4 mph (0-7 km/h)	0-11 mph (0-18 km/h)
High	0-8 mph (0-13 km/h)	0-22 mph (0-36 km/h)

Drawbar pull	6,800 lbs (3,002 daN)
--------------	-----------------------

### Axles

Front: Rigid planetary final drive axle, limited slip-type differential.

Rear: Oscillating (with cushioning) planetary final drive axle with integrated reduction gear. Limited slip-type differential. Axle weights, 441 lbs (200 kg), standard.

Rear axle oscillation  $\pm 12^\circ$

### Brakes

**Service brake:** Hydraulically actuated center-mounted drum brake acting on all 4 wheels via 4-wheel-drive.

**Auxiliary brake:** Hydrostatic drive provides dynamic braking.

**Parking brake:** Mechanically operated drum brake at front axle.

### Tires

Standard	365/70 R 18 EM 01 Mitas
Optional tires available, see options section	

### Steering

Articulated with final position damping on both sides, fully hydraulic through load-sensing priority valve. Quick and easy steering even at engine idle-running speed.

Total steering angle	80°
----------------------	-----

### Service Refill Capacities

Fuel tank	20 gal (75 L)
Hydraulic system (including tank)	13 gal (49 L)

### Hydraulic System

Pump capacity	11 gpm (41 Lpm)
Maximum working pressure	3,625 psi (250 bar)

**Control unit:** Proportional hydraulic valve with 3 control circuits and high-speed valve for tilting; single, four-way lever (multi-function lever) for lift and dump cylinders with integrated travel direction selector switch. Float position in control circuit "lowering" and electro-hydraulically operated. Additional control circuit including quick couplers and continuous operation function provided as standard.

### Loader Frame

Loader frame with true parallel linkage and a manual SSL quick coupler standard. Integrated hydraulic quick-mount hitch (QMH) optional. Z-bar loader linkage available as an option.

General purpose bucket (SAE J 742)	.85 yd <sup>3</sup> (0.65 m <sup>3</sup> )
------------------------------------	--

Lift capacity at ground level (SAE J 732)	7,425 lbs (33,028 N)
---	----------------------

Breakout force at bucket edge (SAE J 732)	8,325 lbs (37,031 N)
---	----------------------

### Operator Station

Rubber-mounted, full-vision steel cab, ROPS (SAE J 1040) and FOPS\*\* (SAE J 231) certified. Cab features two doors, level entry to cab and easily cleaned floor. Electric windshield wiper and washer (front and rear), tinted panoramic safety glass and sliding window on left-hand side. Operator's seat is weight-adjustable and includes hydraulic cushioning and lap belt. Cab heating with 3-setting heater fan (choice of fresh air/recirculating air) and windshield defroster (front and rear). Tilt and height adjustable steering wheel.

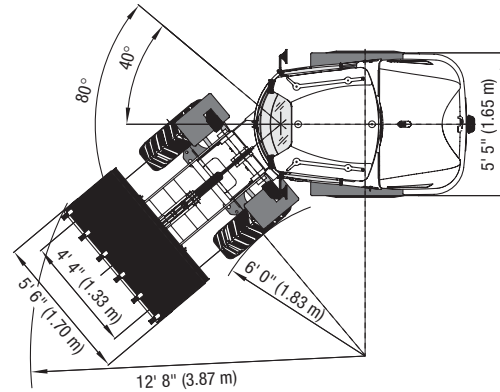
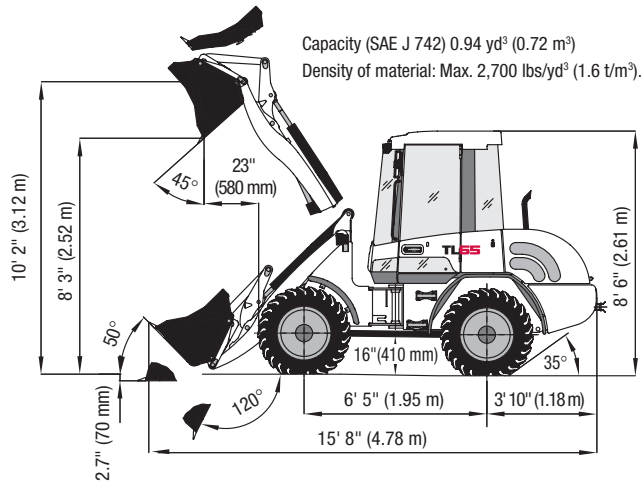
Wiring for optional air conditioning and radio pre-installed.

2 front working floodlights, front

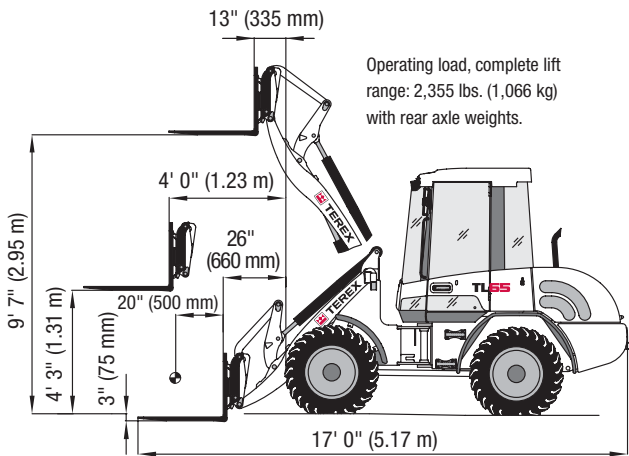
\*\* FOPS-approved only with skylight guard (optional).

\* With rear axle weights 441 lbs (200 kg).

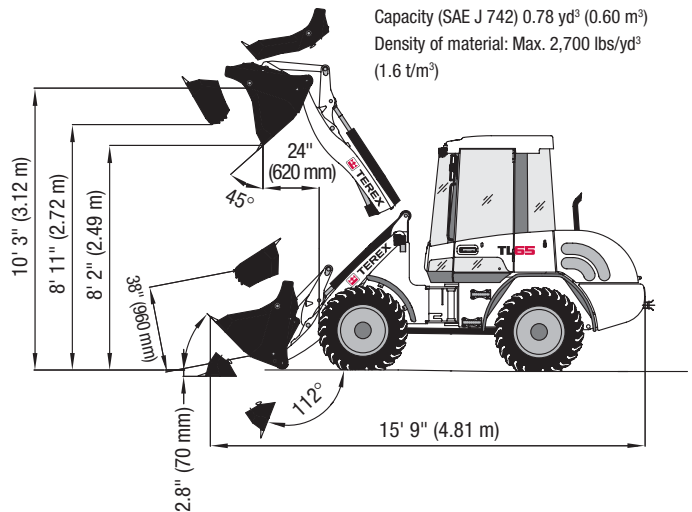
**Dimensions: General Purpose Bucket**



**Dimensions: Fork Lift Attachment**



**Dimensions: Multi-Purpose Bucket**



**Fork Lift Attachment (optional)**

Operating load (SAE J 1197)*	2,350 lbs (1,066 kg)
Width of fork carrier	49" (1,240 mm)
Fork tines:	35" (900 mm) long 4" (100 mm) wide, 1.5" (40 mm) tall
Stability factor on level and solid ground	2
Load center from fork attachment point	18" (450 mm)

\* With rear axle weights 441 lbs (200 kg).

**Examples of Material Densities**

Earth (top soil)	2,550 lbs/yd <sup>3</sup> (1,512 kg/m <sup>3</sup> )
Clay (dry), clay & gravel (wet), earth with sand & gravel	3,100 lbs/yd <sup>3</sup> (1,839 kg/m <sup>3</sup> )
Earth (dry)	2,650 lbs/yd <sup>3</sup> (1,572 kg/m <sup>3</sup> )
Gravel (sandy), gravel (wet)	3,700 lbs/yd <sup>3</sup> (2,195 kg/m <sup>3</sup> )
Earth (moist), clay with gravel (dry)	3,000 lbs/yd <sup>3</sup> (1,780 kg/m <sup>3</sup> )
Clay (natural bed), clay (wet)	3,500 lbs/yd <sup>3</sup> (2,077 kg/m <sup>3</sup> )
Earth (compacted), gravel (dry)	3,000 lbs/yd <sup>3</sup> (1,780 kg/m <sup>3</sup> )

## Dimensions: Buckets

	Capacity	Width
General purpose bucket with bolt-on cutting edge	.75 yd <sup>3</sup> (0.57 m <sup>3</sup> )	66" (1675 mm)
General purpose bucket with bolt-on cutting edge	.83 yd <sup>3</sup> (0.65 m <sup>3</sup> )	73" (1855 mm)
General purpose bucket with bolt-on cutting edge	.89 yd <sup>3</sup> (0.68 m <sup>3</sup> )	78" (1980 mm)
General purpose bucket with bolt-on cutting edge	.95 yd <sup>3</sup> (0.72 m <sup>3</sup> )	84" (2135 mm)
Light material bucket with bolt-on cutting edge	1.41 yd <sup>3</sup> (0.80 m <sup>3</sup> )	78" (1980 mm)
Light material bucket with bolt-on cutting edge	1.53 yd <sup>3</sup> (1.00 m <sup>3</sup> )	84" (2135 mm)
Multi-purpose bucket with bolt-on cutting edge	.47 yd <sup>3</sup> (0.60 m <sup>3</sup> )	66" (1675 mm)
Multi-purpose bucket with bolt-on cutting edge	.53 yd <sup>3</sup> (0.50 m <sup>3</sup> )	73" (1855 mm)
Multi-purpose bucket with bolt-on cutting edge	.57 yd <sup>3</sup> (0.65 m <sup>3</sup> )	78" (1980 mm)
Scrap grapple bucket, bolt-on cutting edge	.45 yd <sup>3</sup> (0.34 m <sup>3</sup> )	66" (1675 mm)
Scrap grapple bucket, bolt-on cutting edge	.49 yd <sup>3</sup> (0.37 m <sup>3</sup> )	72" (1675 mm)
Scrap grapple bucket, bolt-on cutting edge	.53 yd <sup>3</sup> (0.41 m <sup>3</sup> )	78" (1980 mm)
Scrap grapple bucket, bolt-on cutting edge	.58 yd <sup>3</sup> (0.70 m <sup>3</sup> )	84" (1980 mm)
Utility bucket, bolt-on cutting edge	.77 yd <sup>3</sup> (0.59 m <sup>3</sup> )	66" (1675 mm)
Utility bucket, bolt-on cutting edge	.86 yd <sup>3</sup> (0.66 m <sup>3</sup> )	73" (1855 mm)
Utility bucket, bolt-on cutting edge	.92 yd <sup>3</sup> (0.70 m <sup>3</sup> )	78" (1980 mm)

## Optional Equipment / Accessories

### Operator Station / Cab

Air conditioning
Air-cushioned operator's seat with orthopedic lumbar support, adjustable armrests and headrest
FOPS-skylight guard
Independent cab heater (diesel) with timer
Open ROPS/FOPS canopy, less cab
Rotating beacon, yellow
Sliding window, right side door
Tilt and height adjustable steering wheel
Working floodlight (rear)

### Loader Attachments

Bale spear	2,000 lbs (907 kg) capacity
Bucket teeth	
Crane jib with rigid arm	
Cutting edges for buckets	
Fork lift attachment with forks:	Carrier: 49" (1,240 mm) wide Tines: 35" (900 mm) long, 4" (100 mm) wide, 1.5" (40 mm) tall
Load hook attachable on pallet forks	
Scarifier, 40" (1.01 m) with five shanks	

### Tires

365/70 R 18 SPT 9 Dunlop, 365/70 R18 MPT E-70 Conti, 340/80 R18 XMCL Michelin

### Other Options

Automatic bucket return positioner with high lift limiter
Auxiliary outlet for hand-held hydraulic hammer
Back-up alarm, activated on demand
Belly guard, heavy-duty
Biodegradable hydraulic oil / Ester Base VI 68
Creeper drive
Electric refueling pump
Immobilizer (anti-theft device)
Integrated hydraulic quick-mount hitch (QMH)
Loader lock-out bar
Manual throttle with transmission deactivated
Pilot-controlled hose rupture protection valves for lift and tilt cylinders
Pressureless open return line
Ride control system
Spare wheel with tire
Special paint color
Terex Track (gps locator)
Z-Bar loader linkage (less parallel lift linkage)

Other attachments and tire options available on request.

Effective date: May, 2009. Product specifications and prices are subject to change without notice or obligation. The photographs and/or drawings in this document are for illustrative purposes only. Refer to the appropriate Operator's Manual for instructions on the proper use of this equipment. Failure to follow the appropriate Operator's Manual when using our equipment or to otherwise act irresponsibly may result in serious injury or death. The only warranty applicable to our equipment is the standard written warranty applicable to the particular product and sale and Terex makes no other warranty, express or implied. Products and services listed may be trademarks, service marks or trade-names of Terex Corporation and/or its subsidiaries in the USA and other countries. All rights are reserved. Terex is a registered trademark of Terex Corporation in the USA and many other countries. Copyright © 2009 Terex Corporation.

Terex Corporation  
840 Lily Lane, Grand Rapids, MN 55744  
Tel +1 (800) 346-5954 Fax +1 (218) 327-2376  
www.terex.com

